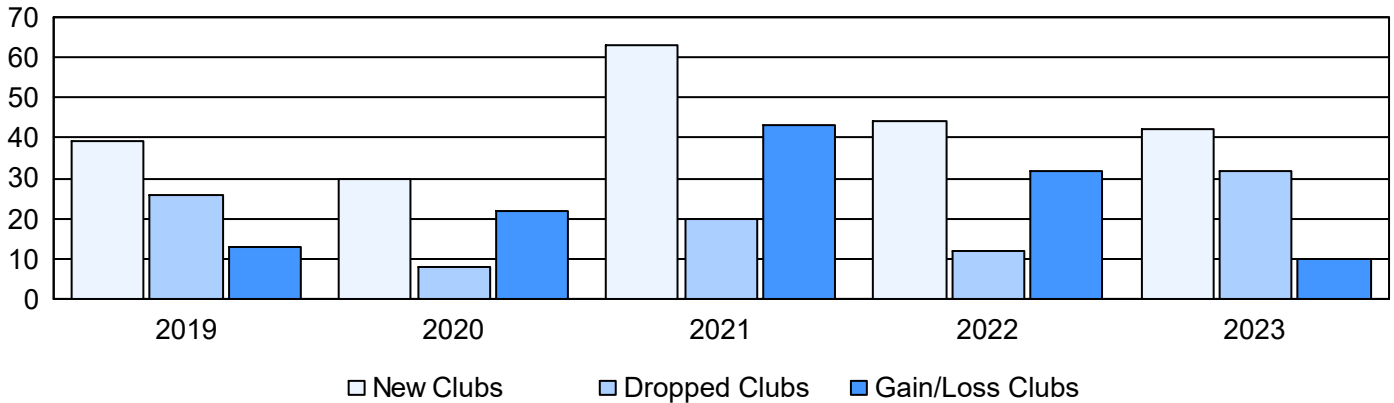
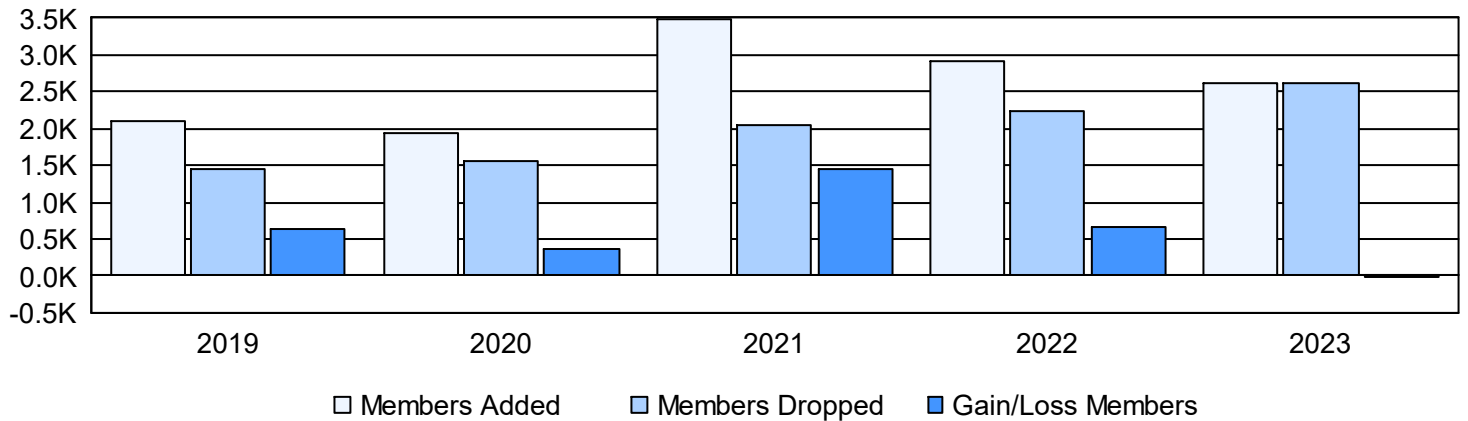


| Year | New Clubs | Dropped Clubs | Gain/ Loss Clubs | New Members | Charter Members | Reinstate Members | Transfer Members | Total Member Added | Total Members Dropped | Gain/ Loss Members |
|----------------|-----------|---------------|------------------|--------------|-----------------|-------------------|------------------|--------------------|-----------------------|--------------------|
| 2018-2019 | 39 | 26 | 13 | 1,037 | 927 | 110 | 20 | 2,094 | 1,455 | 639 |
| 2019-2020 | 30 | 8 | 22 | 962 | 814 | 137 | 16 | 1,929 | 1,561 | 368 |
| 2020-2021 | 63 | 20 | 43 | 1,819 | 1,542 | 82 | 47 | 3,490 | 2,043 | 1,447 |
| 2021-2022 | 44 | 12 | 32 | 1,678 | 1,111 | 102 | 28 | 2,919 | 2,244 | 675 |
| 2022-2023 | 42 | 32 | 10 | 1,205 | 1,123 | 221 | 66 | 2,615 | 2,630 | -15 |
| Average | 44 | 20 | 24 | 1,340 | 1,103 | 130 | 35 | 2,609 | 1,987 | 623 |

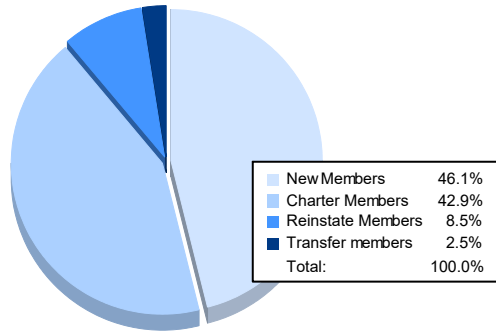
Clubs



Members



Membership Composition June 2023 Cumulative



Gender Composition June 2023 Cumulative

